

i-minimal Euro profile



ASSA ABLOY

The new SMARTair® *i-minimal* is the most advanced electronic lock. A lock with a minimalist and innovative design.














Advanced technology offers a complete access control system and an aesthetic that minimizes the visibility of lock components.

Experience a safer and more open world

SMARTAIR®
Your Access. Your Control.



Technical data - SMARTair *i-minimal*

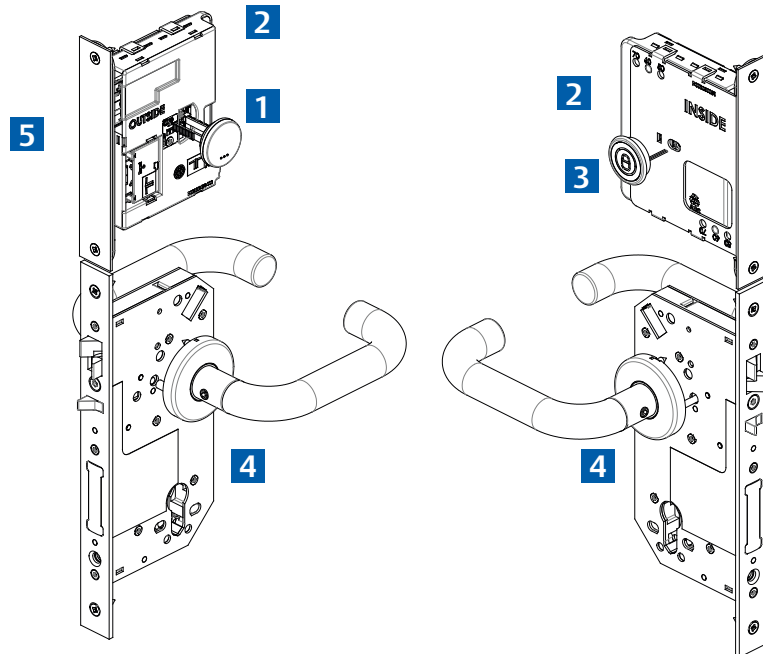
	Door profiles	Suitable for wooden doors
	Traffic volume	Medium to high
	Exterior usage	IP56 (Extreme version) Up to 85% humidity. From -20°C to +70°C (external) From 0°C to +50°C (internal)
	Installation	Medium retrofit. Easy installation without any wiring
	Power supply	Batteries from 80.000 to 105.000 cycles depending on the management system. Max. 3 years standby (depending on cycles per day)
	Batteries	Three LR03 AAA 1,5V alkaline batteries
	Multi-authentication	No. Only RFID
	Certifications	CE (EMC, R&TTE), ROHS, REACH, WEE, EN14846 and EN12209
	RFID technologies	13,56MHz Read & Write technologies. MIFARE Classic
	Compatible mobile solutions	Openow™ TESA SMARTair (only with WIRELESS system)  
	System management upgradability	Compatible with the following SMARTair systems: <ul style="list-style-type: none"> Offline/Update on card Offline/Update on card + Openow->Includes the Openow module Wireless + Openow ->Includes the WIR + Openow module <p>There is a firmware per system SMARTair Locks are scalable:</p> <ul style="list-style-type: none"> From Offline -> Wireless + Openow Just adding the necessary Openow or WIR + Openow module and changing the firmware



Includes internal electronic privacy button

Electronic Technical Characteristics

The following are the main characteristics for the three components: reader module, control and battery module and the electromechanical mortise lock.



1 Reader Module

- 13.56MHz RFID technology: MIFARE Classic (or Ultralight)
- Reading distance: 2-4 cm
- Warning LED with blue or red light for different warnings: access allowed, access denied, low battery level
- Connection to the programming device
- Necessary to initialize the lock and for emergency opening

2 Control unit and battery module

- Non-volatile memory
- Up to 3,000 users and 1,200 events
- Clock and calendar in real time. Up to 30 timezones with 5 time periods, 365-day calendars to define holidays. Automatic DST update following the calendar
- Battery module maintains operation of the clock and calendar for 5 minutes once exhausted

• Operation modes

- Standard: A user with authorized access must present a credential to open the lock
- Passage mode: The door is open. Can be set automatically or manually by authorized users
- First user: The door remains in standard mode until the first authorized user opens it
- Afterwards, the door remains in passage mode
- Double user: Two users with authorized access must both present a credential to open the door
- Special features

- Standard or ADA users. Standard opening time from one to 240 seconds; ADA users have twice as much time
- Internal handle detection to detect if a user is leaving the room

3 Electronic privacy

- It is an interior button (to deny access when user is inside)
- Optional: privacy overrides passage

4 Electromechanical mortise lock

- It includes the battery operated electromechanical clutch. Free wheeling external handle when the door is closed
- Mechanical key override detection (if a mechanical cylinder is installed)
- Door position: events reported when the door is left opened, door incorrectly closed, intrusion, Etc

5 Mobile solutions

(Openow/Remote TESA SMARTair App)

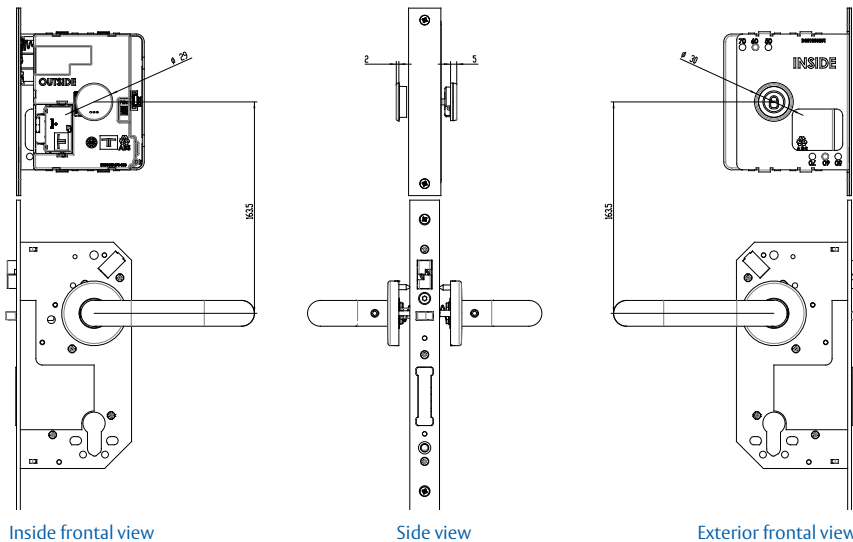
For mobile phone solutions and wireless system, the electronic escutcheon MUST include one of the following RF modules:

- Openow module: for offline and update on card systems with Openow functionality
- Wireless + Openow module: for wireless system with Openow and/or remote TESA SMARTair App functionality

The RF module will communicate with the wireless HUB.

Mechanic Technical characteristics

Electromechanical mortise lock Euro profile mortise lock



- 85mm distance between axes.
- Backset 50mm / 23mm Rounded Faceplate
- 8mm spindle
- 2.54cm deadbolt

- Automatic deadbolt projection
- Panic function: the internal handle always removes both latch and deadbolt
- Door width from 30mm to 110mm

Mechanical handle

Compatible with any DIN standard handle.

Mechanical cylinder

Compatible with any euro profile cylinder.

Handles are not included. They must be ordered separately

**More models available. Ask for more information*

Handles



Vector



Xara



Sena



Zafira



Cubo



FSBE




Tundra



Sevilla

Finishes for handles



Reader



Black



White



Antibacterial treatment

Our handles with a stainless steel finish can be supplied with an innovative, guaranteed and certified antibacterial treatment that prevents the spread of bacteria, offering greater safety and peace of mind to your users.

The ASSA ABLOY Group is the global leader in access solutions. Every day, we help billions of people experience a more open world.

ASSA ABLOY Opening Solutions leads the development within door openings and products for access solutions in homes, businesses and institutions. Our offering includes doors, door and window hardware, locks, access control and service.

assaabloy.com

ASSA ABLOY
Opening Solutions

Talleres de Escoriaza S.A.U.
Barrio de Ventas, 35
20305 Irún
Gipuzkoa – España
Tel: +34 916785507
comercial.smartair@tesa.es
www.tesa.es/en/smartair